


Zipper Purse

Contents:


- 1 Felt Zipper Purse Piece (with pre inserted zipper)
- 1 Felt Pocket
- 2 Leather Tabs
- 1 Leather Snap On Strap

To Make:


1. Embellish zipper purse piece and/or pocket piece as desired.




2. Stitch pocket onto front of zipper purse piece.



3. Position leather tabs 12mms from outside edges on the back panel of zipper purse piece. Hand or machine stitch in place.



4. Stitch front to back using 3mm seam. Attach strap.



Congratulations, your Aster & Anne bag is complete!




Zipper Purse

Contents:


- 1 Felt Zipper Purse Piece (with pre inserted zipper)
- 1 Felt Pocket
- 2 Leather Tabs
- 1 Leather Snap On Strap

To Make:

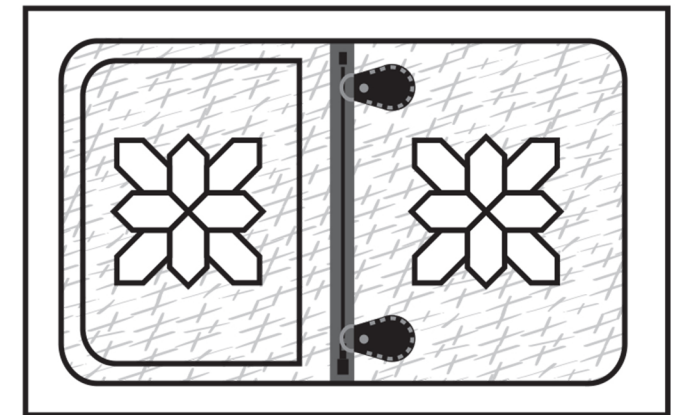
1. Embellish zipper purse piece and/or pocket piece as desired.



2. Stitch pocket onto front of zipper purse piece.



3. Position leather tabs 12mms from outside edges on the back panel of zipper purse piece. Hand or machine stitch in place.



4. Stitch front to back using 3mm seam. Attach strap.



Congratulations, your Aster & Anne bag is complete!

